AQA GCSE Combined Science - Trilogy | 8464

SPECIFICATION POINT 5.2.2.7

Properties of metals and alloys

Past-paper questions

Tier	**Foundation**
Question groups	**5**
Available paper years	**2021–2025**

Using this booklet

1. Answer the questions in order and show your working.
2. Original question numbers and marks are retained.
3. Print at actual size (100%) for measuring questions.
4. Use the companion answer booklet to check your work.

Name: _____ **Date:** _____

Whole questions are retained for context, so some parts assess other specification points. Current and legacy sources are labelled. Continue on extra paper if needed.

5.2.2.7 Properties of metals and alloys

Question 01

November 2021 | 8464/C/2F | Original Q5

0 5 Industries use the Earth's resources to produce useful products.

0 5 . 1 **Figure 4** shows the world population and the world production of copper between 1900 and 2020.

Figure 4

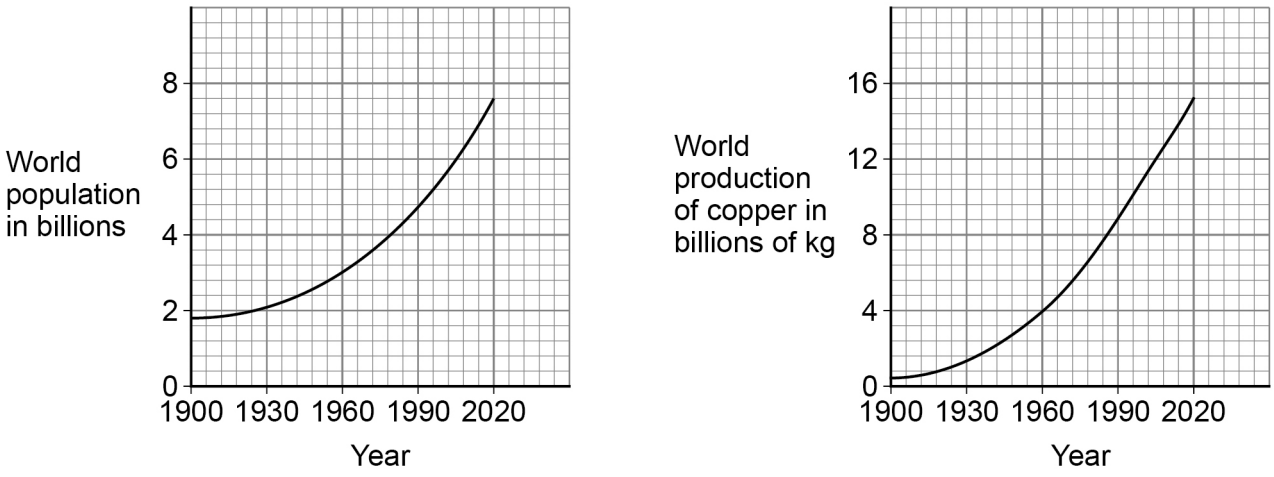

How does the change in the world population compare with the world production of copper?

[1 mark]

Tick (✓) **one** box.

As population decreased, copper production increased. ☐

As population increased, copper production decreased. ☐

As population increased, copper production increased. ☐

5.2.2.7 Properties of metals and alloys

Question 01 · continued

Copper is produced from copper ore and from recycling waste copper.

0 5 . 2 The energy needed to produce 1 kg of copper from copper ore is 70 MJ.

The energy needed to produce 1 kg of recycled copper is 27 MJ.

Calculate the energy saved if 100 kg of copper is produced from recycled copper and **not** from copper ore.

[3 marks]

Energy saved = _____ MJ

0 5 . 3 Producing copper from recycling waste copper reduces emissions of sulfur dioxide.

Why is reducing emissions of sulfur dioxide important?

[1 mark]

0 5 . 4 Copper is used to make coins.

A coin of mass 8 g contains 75% copper.

Calculate the mass of copper in the coin.

[2 marks]

Mass of copper = _____ g

5.2.2.7 Properties of metals and alloys

Question 01 · continued

0 5 . 5 Iron and glass are both produced from the Earth's resources.

Some processes can reduce the use of limited resources.

Draw **one** line from the description of the process to the name of the process.

[2 marks]

Description of process	Name of process
Scrap steel is added to iron from a blast furnace	Extraction
A glass bottle is refilled	Quarrying
	Reacting
	Recycling
	Reusing

5.2.2.7 Properties of metals and alloys

Question 01 · continued

0 5 . 6 Life cycle assessments are used to assess the environmental impact of producing iron nails and glass bottles.

There are four stages, **A**, **B**, **C** and **D**, in a life cycle assessment.

The stages are **not** in the correct order.

Stage **A** Disposal

Stage **B** Extracting and processing raw materials

Stage **C** Manufacturing and packaging

Stage **D** Use and operation

What is the correct order of stages **A**, **B**, **C**, and **D**?

[1 mark]

Tick (✓) **one** box.

C, **D**, **B**, **A** ☐

D, **B**, **C**, **A** ☐

B, **C**, **D**, **A** ☐

10

5.2.2.7 Properties of metals and alloys

Question 02

June 2022 | 8464/C/1F | Original Q3

0 3 This question is about structure and bonding.

Figure 6 represents part of the structure of silicon dioxide.

Figure 6

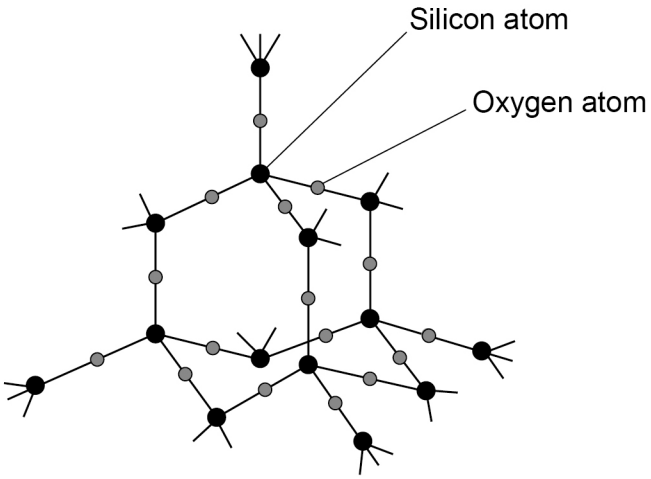

0 3 . 1 What type of structure is silicon dioxide?

[1 mark]

Tick (✓) **one** box.

Giant covalent ☐

Ionic lattice ☐

Simple molecular ☐

0 3 . 2 Each oxygen atom forms two bonds.

What is the number of bonds formed by each silicon atom?

Use **Figure 6**.

[1 mark]

_____

Figure 7 represents part of a fullerene.

Figure 7



0 3 . 3 Complete the sentence.

Choose the answer from the box.

[1 mark]

hexagons	**octagons**	**squares**	**triangles**

The structure of fullerenes is based on _____ .

0 3 . 4 Complete the sentence.

Choose the answer from the box.

[1 mark]

carbon	**hydrogen**	**oxygen**

The fullerene molecule shown in **Figure 7** is made from

atoms of _____ .

5.2.2.7 Properties of metals and alloys

Question 02 · continued

0 3 . 5 What is the fullerene molecule shown in **Figure 7** used for?

[1 mark]

Tick (✓) **one** box.

Electronics ☐

Hand warmers ☐

Sports injury packs ☐

Question 3 continues on the next page

5.2.2.7 Properties of metals and alloys

Question 02 · continued

Figure 8 represents part of the structure of a polymer.

Figure 8

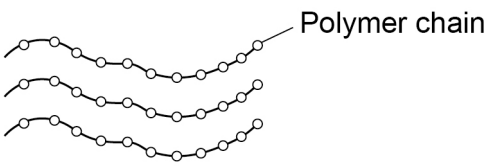

0 3 . 6 What holds the atoms together in a polymer chain?

[1 mark]

Tick (✓) **one** box.

Covalent bonds ☐

Ionic bonds ☐

Metallic bonds ☐

0 3 . 7 Complete the sentence.

Choose the answer from the box.

[1 mark]

atomic	**intermolecular**	**macromolecular**

In **Figure 8** the polymer chains are held together by

_____ forces.

Question 02 · continued

Figure 9 represents part of the structures of:

- magnesium metal
- a magnesium alloy.

Figure 9

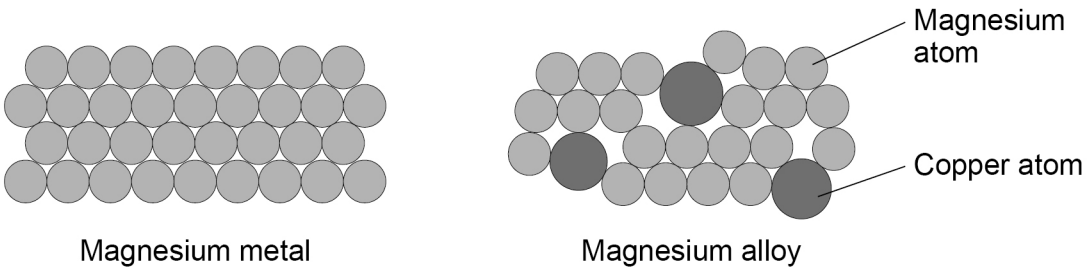

Magnesium metal

Magnesium alloy

0 3 . 8 Calculate the percentage of copper atoms in the alloy.

[3 marks]

Number of magnesium atoms in the alloy = _____

Number of copper atoms in the alloy = _____

Total number of atoms in the alloy = _____

_____

Percentage of copper atoms in the alloy = _____ %

0 3 . 9 Explain why the magnesium alloy is harder than magnesium metal.

Use **Figure 9**.

[3 marks]

_____

_____

_____

_____

_____

_____

13

5.2.2.7 Properties of metals and alloys

Question 03

June 2024 | 8464/C/1F | Original Q6

0 6 Copper is a useful metal.

0 6 . 1 **Figure 11** shows the mass of copper produced between 1900 and 2010.

Figure 11

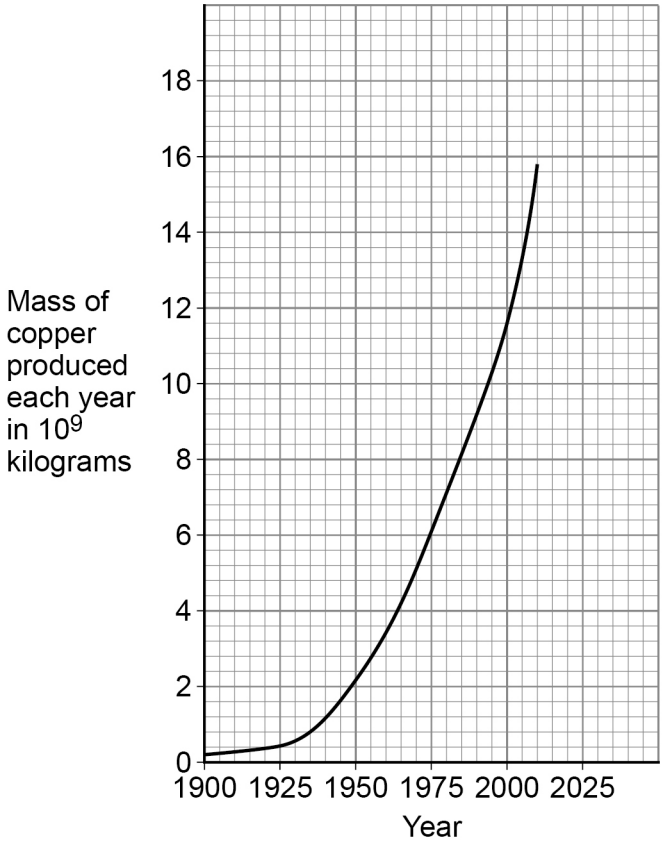

Give **two** conclusions that can be made from **Figure 11**.

[2 marks]

1 _____

_____

2 _____

_____

Question 6 continues on the next page

Mixtures of copper and zinc are heated to produce alloys.

0 6 . 2 **Figure 12** represents the structures of pure copper and of an alloy of copper and zinc.

Figure 12

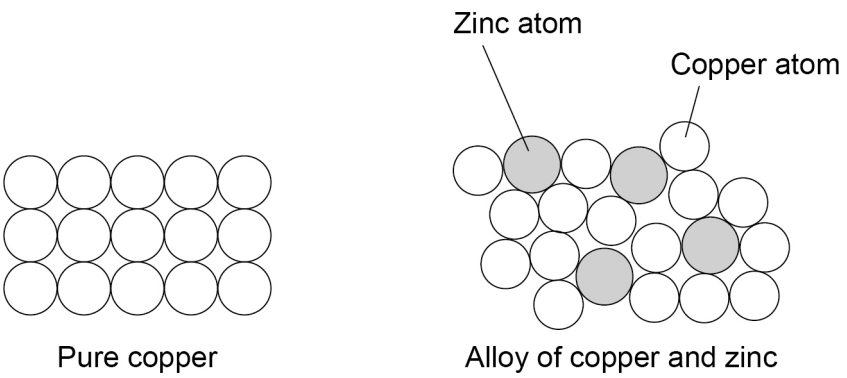

Explain why the alloy of copper and zinc is harder than pure copper.

Use **Figure 12**.

[3 marks]

5.2.2.7 Properties of metals and alloys

Question 03 · continued

0 6 . 3 A 5.25 g sample of an alloy of copper and zinc contains 13.5% zinc by mass.

Calculate the mass of **copper** in the 5.25 g sample.

Give your answer to 3 significant figures.

[4 marks]

Mass of **copper** (3 significant figures) = _____ g

9

Turn over for the next question

5.2.2.7 Properties of metals and alloys

Question 04

0 5 Life cycle assessments (LCAs) are used to assess the environmental impact of different products.

0 5 . 1 212 million kilograms of aluminium is used for packaging in the UK each year.

68.0% of aluminium packaging is recycled.

Calculate the mass of aluminium packaging that is recycled in the UK each year.

[2 marks]

Mass of aluminium recycled = _____ million kg

Question 04 · continued

0 5 . 2 Drinks cans are made from aluminium.



An aluminium can has a mass of 15.8 g.

1000 g = 1 kg

Calculate the **whole number** of aluminium cans that can be made from 4.00 kg of aluminium.

[4 marks]

Whole number of cans = _____

Question 5 continues on the next page

5.2.2.7 Properties of metals and alloys

Question 04 · continued

0 5 . 3 **Table 5** shows three methods used to dispose of wood and steel after use.

Table 5

	Percentage (%) of material disposed of by each method		
	As waste	**Recycled**	**Burnt**
Wood	58	36	6
Steel	15	85	0

Evaluate the sustainability of the disposal of wood and steel.

[4 marks]

10

5.2.2.7 Properties of metals and alloys

Question 05

June 2025 | 8464/C/1F | Original Q4

0 4 This question is about metals.

0 4 . 1 Complete the sentence.

Choose the answer from the box.

[1 mark]

compounds	**elements**	**polymers**

Most metals are found in the Earth as _____.

0 4 . 2 Iron is extracted from iron oxide by reduction with carbon.

Why is iron extracted by reduction with carbon?

[1 mark]

Tick (✓) **one** box.

Iron is less reactive than carbon. ☐

Iron has the same reactivity as carbon. ☐

Iron is more reactive than carbon. ☐

Question 4 continues on the next page

5.2.2.7 Properties of metals and alloys

Question 05 · continued

Aluminium is extracted by the electrolysis of aluminium oxide.

Figure 8 shows the apparatus used to extract aluminium.

Figure 8

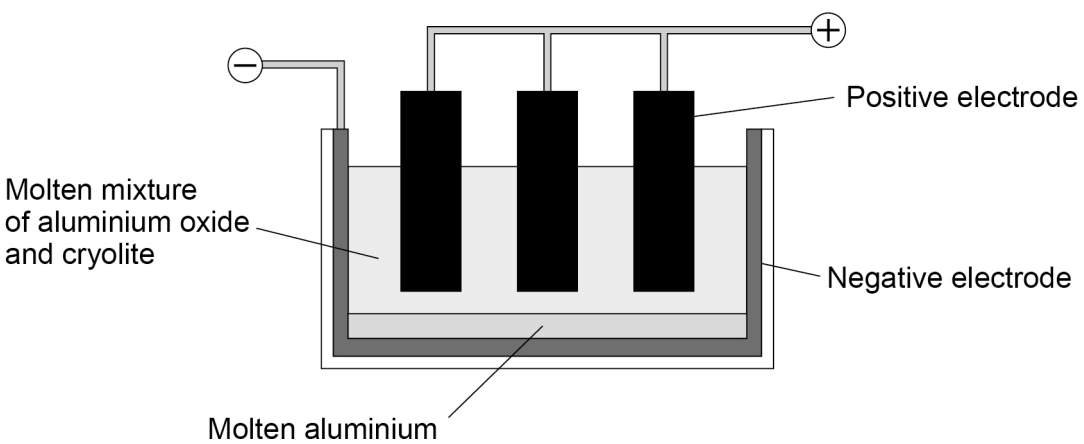

0 4 . 3 The mixture of aluminium oxide and cryolite has a lower melting point than aluminium oxide alone.

Why is the melting point lowered?

[1 mark]

Tick (✓) **one** box.

To reduce the amount of energy used ☐

To reduce the purity of the aluminium formed ☐

To reduce the rate of reaction ☐

5.2.2.7 Properties of metals and alloys

Question 05 · continued

0 4 . 4 After some time, the positive electrodes need to be replaced.

Why must the positive electrodes be replaced?

[1 mark]

Tick (✓) **one** box.

- The electrodes dissolve in the molten mixture. ☐
- The electrodes melt in the molten mixture. ☐
- The electrodes react with aluminium. ☐
- The electrodes react with oxygen gas. ☐

Question 4 continues on the next page

5.2.2.7 Properties of metals and alloys

Question 05 · continued

Aluminium can be mixed with other metals to form alloys.

0 4 . 5 How does the hardness of an alloy of aluminium compare with the hardness of pure aluminium?

[1 mark]

Tick (✓) **one** box.

The alloy is harder than the pure metal. ☐

The alloy and the pure metal have the same hardness. ☐

The alloy is less hard than the pure metal. ☐

5.2.2.7 Properties of metals and alloys

Question 05 · continued

0 4 . 6 Aluminium can form an alloy with silver.

Figure 9 shows how the melting point of the alloy changes with the percentage (%) of silver in the mixture.

Figure 9

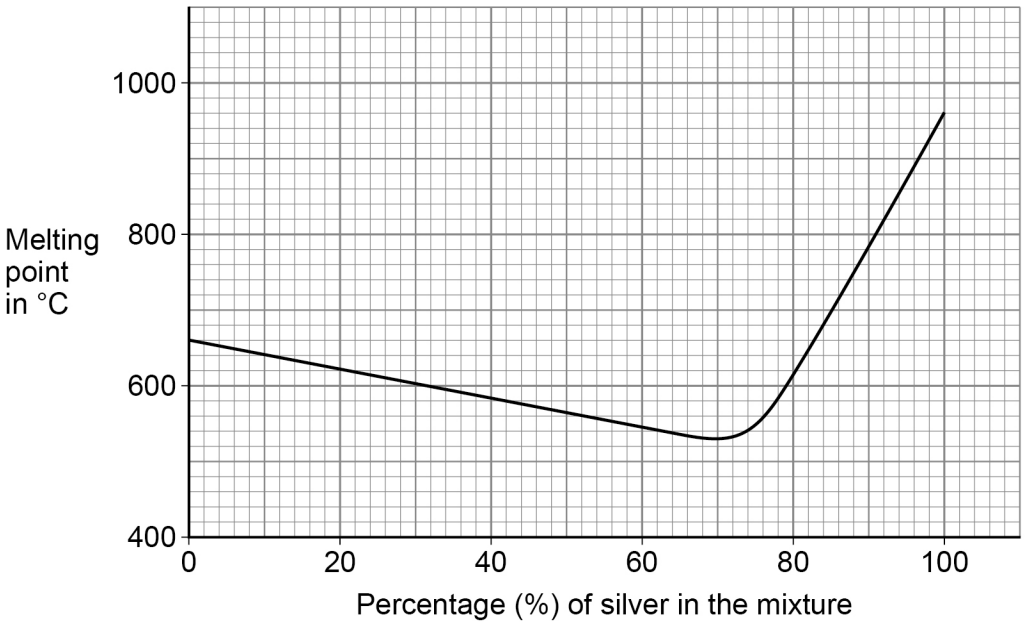

Describe how the melting point of the alloy changes as the percentage of silver in the mixture increases.

Use data from **Figure 9**.

[3 marks]

8