AQA GCSE Physics | 8463

SPECIFICATION POINT 4.3.2.2

Temperature changes in a system and specific heat capacity

Mark schemes and examiner comments

Tier	**Foundation**
Question groups	**16**
Available paper years	**2012–2025**

Using this booklet

1. Booklet answer numbers match the question booklet.
2. Use the original question number within marking tables.
3. Examiner comments are included where available.

Name: _____ **Date:** _____

Where a precise marking extract is unavailable, the full source document is included in an appendix. Any missing mark scheme is explicitly identified.

4.3.2.2 Temperature changes in a system and specific heat capacity

Answer 01 · Mark scheme

June 2012 | PH1FP | Original Q7 | Legacy

Question 7

question	answers	extra information	mark
7(a)	any **two** from: • black is a good emitter of (infrared radiation) • large surface (area) • matt surfaces are better emitters (than shiny surfaces)	accept heat for radiation ignore reference to absorbing radiation accept matt surfaces are good emitters ignore reference to good conductor	2
7(b)	90 % or 0.9(0)	efficiency = useful energy out / total energy in (×100%) allow **1** mark for correct substitution ie 13.5 / 15 provided no subsequent step shown an answer of 90 scores **1** mark an answer of 90 / 0.90 with a unit scores **1** mark	2
7(c)	(producing) light	allow (producing) sound	1

Question 7 continues on the next page

PH1FP

Question 7 continued

question	answers	extra information	mark
7(d)	any **two** from: • wood is renewable • (using wood) conserves fossil fuels • wood is carbon neutral	 accept wood grows again / quickly accept wood can be replanted accept doesn't use fossil fuels accept a description cheaper / saves money is insufficient	2
7(e)	 2 550 000 joules /J	$E = m \times c \times \theta$ allow **1** mark for correct substitution ie $100 \times 510 \times 50$ provided no subsequent step shown answers of 1 020 000, 3 570 000 gain **1** mark accept kJ / MJ do **not** accept j for full credit the unit and numerical answer must be consistent	 2 1
Total			**10**

4.3.2.2 Temperature changes in a system and specific heat capacity

Answer 01 · Mark scheme

June 2012 | PH1FP | Original Q7 | Legacy

PH1FP

4.3.2.2 Temperature changes in a system and specific heat capacity

Answer 02 · Mark scheme

January 2013 | PH1FP | Original Q5 | Legacy

Question 5

question	answers	extra information	mark
5(a)	to reflect (the infrared)	accept (shiny surfaces) are good reflectors ignore reference to incorrect type of wave	1
5(b)	black best absorber (of infrared)	 answer should be comparative black absorbs (infrared) is insufficient accept good absorber (of infrared) ignore reference to emitter ignore attracts heat ignore reference to conduction	1 1
5(c)	to reduce energy loss **or** so temperature of water increases faster **or** reduces loss of water (by evaporation)	accept to stop energy loss accept heat for energy accept to stop / reduce convection accept to heat water faster accept cooks food faster	1
5(d)	672 000	 allow **1** mark for correct substitution, ie 2 × 4200 × 80 provided no subsequent step shown	2
Total			**6**

4.3.2.2 Temperature changes in a system and specific heat capacity

Answer 02 · Mark scheme

January 2013 | PH1FP | Original Q5 | Legacy

PH1FP

4.3.2.2 Temperature changes in a system and specific heat capacity

Answer 03 · Mark scheme

June 2013 | PH1FP | Original Q6 | Legacy

Question 6

question	answers	extra information	mark
6(a)(i)	temperature (increase) and time switched on are <u>directly proportional</u>	accept the idea of equal increases in time giving equal increases in temperature answers such as: • as time increases, temperature increases • positive correlation • linear relationship • temperature and time are proportional score **1** mark	2
6(a)(ii)	any **one** from: • energy transfer (from the block) to the surroundings • (some) energy used to warm the heater / thermometer (itself) • (metal) block is not insulated	"it" refers to the metal block accept lost for transfer accept air for surroundings accept takes time for heater to warm up	1
6(a)(iii)	15 000	allow **1** mark for correct substitution, ie 50 × 300 provided no subsequent step shown	2
6(b)	lead needs least energy to raise temperature by 1°C	reason only scores if lead is chosen accept needs less energy to heat it (by the same amount) lowest specific heat capacity is insufficient	1 1

Question 6 continues on the next page . . .

PH1FP

Question 6 continued . . .

question	answers	extra information	mark
6(c)(i)	convection conduction	correct order only	1 1
6(c)(ii)	¾ (year) **or** 0.75 **or** 9 months **or** 274 days	allow **1** mark for correct method, ie $\frac{12}{16}$ shown	2
Total			**11**

4.3.2.2 Temperature changes in a system and specific heat capacity

Answer 03 · Mark scheme

June 2013 | PH1FP | Original Q6 | Legacy

PH1FP

4.3.2.2 Temperature changes in a system and specific heat capacity

Answer 04 · Mark scheme June 2014 | PH1FP | Original Q5 | Legacy

Question	Answers	Extra information	Mark	AO spec ref
5(a)(i)	any **two** from: • mass (of block) • starting temperature • final / increase in temperature • voltage / p.d. • power (supplied to each block) • type / thickness of insulation	accept weight for mass temperature is insufficient same power supply insufficient same insulation insufficient	2	AO2 4.3.2a
5(a)(ii)	one of variables is categoric **or** (type of) material is categoric	accept the data is categoric accept a description of categoric do **not** accept temp rise is categoric	1	AO3 4.4.2c
5(a)(iii)	concrete (heater on for) longest / longer time	reason only scores if concrete chosen a long time or quoting a time is insufficient do **not** accept it is the highest bar	1 1	AO2 AO3 1.3.1c
5(a)(iv)	4500 (J)	allow **1** mark for correct substitution ie 2 × 450 × 5 provided no subsequent step shown	2	AO2 1.1.4d

Question 5 continues on the next page . . .

4.3.2.2 Temperature changes in a system and specific heat capacity

Question 5 continued . . .

Question	Answers	Extra information	Mark	AO spec ref
5(b)(i)	point at 10 minutes identified		1	AO3 1.1.4
5(b)(ii)	line through all points except anomalous	line must go from at least first to last point	1	AO2 1.1.4
5(b)(iii)	20 (°C)	if 20^0C is given, award the mark. If an answer other than 20^0C is given, look at the graph. If the graph shows a correct extrapolation of the candidate's best-fit line and the intercept value has been correctly stated, allow 1 mark.	1	AO3 1.1.4
5(b)(iv)	2 (minutes)		1	AO3 1.1.4
Total			**11**	

4.3.2.2 Temperature changes in a system and specific heat capacity

Answer 05 · Mark scheme

June 2015 | PH1FP | Original Q4 | Legacy

The full source mark scheme begins on page 31. Follow original question 4 in that document.

Answer 06 · Mark scheme

June 2016 | PH1FP | Original Q2 | Legacy

The full source mark scheme begins on page 47. Follow original question 2 in that document.

4.3.2.2 Temperature changes in a system and specific heat capacity

Answer 07 · Mark scheme

June 2017 | PH1FP | Original Q1 | Legacy

Question	Answers	Extra information	Mark	AO / Spec. Ref.
1(a)	radiation conduction		1 1	AO2 1.1.3a 1.1.3c
1(b)	biofuel		1	AO1 1.4.1a
1(c)	83 600 000 (J)	accept 83600 kJ or 83.6 MJ allow **1** mark for correct substitution provided no subsequent step ie E = 250 x 880 x 380	2	AO2 1.1.4d
Total			**5**	

4.3.2.2 Temperature changes in a system and specific heat capacity

Answer 07 · Mark scheme

June 2017 | PH1FP | Original Q1 | Legacy



4.3.2.2 Temperature changes in a system and specific heat capacity

Answer 08 · Mark scheme

June 2018 | 8463/1F | Original Q1

Question	Answers	Extra information	Mark	AO/ Spec. Ref
01.1	chemical kinetic	in this order only	1 1	AO1 4.1.1.1
01.2	$E_k = 0.5 \times 80 \times 12^2$ $E_k = 5760$ (J)	an answer of 5760 (J) scores **2** marks	1 1	AO2 4.1.1.2
01.3	E = 0.040 × 480 × 50 E = 960 (J)	an answer of 960 (J) scores **2** marks	1 1	AO2 4.1.1.3
01.4	increased		1	AO1 4.3.2.1
Total			**7**	

4.3.2.2 Temperature changes in a system and specific heat capacity

Answer 08 · Mark scheme

June 2018 | 8463/1F | Original Q1

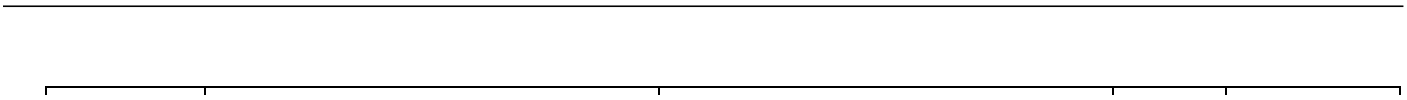

4.3.2.2 Temperature changes in a system and specific heat capacity

Answer 09 · Mark scheme

June 2019 | 8463/1F | Original Q8

Question 8

Question	Answers	Extra information	Mark	AO / Spec. Ref.
8.1	To reduce energy transfer to the surroundings		1	4.1.1.3 RP1 AO1
8.2	scald / burn (to skin)	ignore risk of electric shock	1	4.1.1.3 RP1 AO3
8.3	1 °C		1	4.1.1.3 RP1 AO3
8.4	0.06 kg		1	4.1.1.3 RP1 AO1
8.5	26 400 = 0.20 × c × 30 $c = \frac{26\,400}{(0.20 \times 30)}$ **or** $c = \frac{26\,400}{6}$ c = 4400 J / kg °C	a numerical answer of 4400 scores **3** marks	1 1 1 1	4.1.1.3 RP1 AO2 AO1
Total			**8**	

4.3.2.2 Temperature changes in a system and specific heat capacity

Answer 10 · Mark scheme

November 2020 | 8463/1F | Original Q7

Question 7

Question	Answers	Extra information	Mark	AO / Spec. Ref.
07.1	kg °C	allow kilogram allow degrees Celsius	1 1	AO1 4.1.1.3 RPA 1
07.2	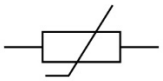		1	AO1 4.2.1.1 RPA 1
07.3	$P = 12^2 \times 15$ P = 2160 (W)		1 1	AO2 4.2.4.1 RPA 1
07.4	The heating element in the kettle takes time to heat up		1	AO1 4.1.1.1 RPA 1
07.5	**Level 3:** The method would lead to the production of a valid outcome. All key steps are identified and logically sequenced.		5–6	AO1 4.1.1.1 RPA 1
	Level 2: The method would not necessarily lead to a valid outcome. Most steps are identified, but the method is not fully logically sequenced		3–4	
	Level 1: The method would not lead to a valid outcome. Some relevant steps are identified, but links are not made clear.		1–2	
	No relevant content		0	
	Indicative content: • measure the mass of water using a balance **or** measure the volume of water using a measuring cylinder • measure the initial temperature of the water • pour the water into the kettle • put temperature probe in the water **or** put a thermometer in the water • switch kettle on • record temperature • measure time with a stopclock • use an interval of 5 seconds			

4.3.2.2 Temperature changes in a system and specific heat capacity

Answer 10 · Mark scheme

Question	Answers	Extra information	Mark	AO / Spec. Ref.
07.6	ΔΘ = 80 (°C)		1	AO2 4.1.1.3 RPA 1
	E = 0.50 × 4200 × 80	allow E = 0.50 × 4200 × their value of ΔΘ	1	
	E = 168 000 (J)	allow an answer consistent with their value of ΔΘ	1	
07.7	m = 0.005 (kg)		1	AO2 4.3.2.3
	E = 0.005 × 2 260 000	this mark may score if m is not/incorrectly converted	1	
	E = 11 300 (J)	allow an answer consistent with their value of m	1	
Total			**18**	

4.3.2.2 Temperature changes in a system and specific heat capacity

Answer 11 · Mark scheme

November 2021 | 8463/1F | Original Q10

Question 10

Question	Answers	Extra information	Mark	AO / Spec. Ref.
10.1	nuclei decreases	do not accept atoms	1 1	AO1 4.4.4.2
10.2	m = 0.004 (kg) E = 0.004 × 5200 × 50 000 000 E = 1.04 × 10^9 (J) **or** E = 1 040 000 000 (J)	 allow a correct substitution of an incorrectly/not converted value of m allow a correct calculation using an incorrectly/not converted value of m	1 1 1	AO2 4.3.2.2 4.1.1.3
10.3	any **two** from: • to make sure the fusion process is possible • to develop an understanding of the process • to make adaptations to the process • to assess the efficiency of the process • to make predictions • assess safety risks • to assess environmental impact • set-up cost is lower (for small scale experiments)		2	AO3 4.1.3

4.3.2.2 Temperature changes in a system and specific heat capacity

Answer 11 · Mark scheme

10.4	releases carbon dioxide which causes global warming **OR** releases particulates which causes global dimming **or** which causes breathing problems **OR** releases sulfur dioxide which causes acid rain **OR** releases nitrogen oxides which causes breathing problems **or** which causes acid rain	allow releases greenhouse gases allow which causes climate change	1 1	AO1 4.1.3
Total			**9**	

4.3.2.2 Temperature changes in a system and specific heat capacity

Answer 12 · Mark scheme

June 2022 | 8463/1F | Original Q8

Question 8

Question	Answers	Extra information	Mark	AO / Spec. Ref.
08.1	0.1 ºC		1	AO3 4.1.2.1 RPA2

Question	Answers	Extra information	Mark	AO / Spec. Ref.
08.2	a bigger		1	AO3 4.1.2.1 RPA2

Question	Answers	Extra information	Mark	AO / Spec. Ref.
08.3	identifies 75 (ºC) **and** 62.5 (ºC)		1	AO2 4.1.1.3 RPA2
	$\Delta\theta$ = 12.5 (ºC)	allow a correct calculation of temperature change from misread values	1	
	E = 0.12 × 4200 × 12.5	allow a correct substitution using an incorrect temperature change	1	
	E = 6300 (J)	allow an answer consistent with an incorrect temperature change	1	

4.3.2.2 Temperature changes in a system and specific heat capacity

Answer 12 · Mark scheme

Question	Answers	Extra information	Mark	AO / Spec. Ref.
08.4	point at 7 minutes for material **X** ringed		1	AO3 4.1.2.1 RPA2

Question	Answers	Extra information	Mark	AO / Spec. Ref.
08.5	any **two** from: • water wrapped in material X cooled more slowly • material X is a better insulator **or** the thermal conductivity of material X is lower • the rate of cooling decreased with time (for both X and Y)	allow converse answers for material Y allow water wrapped in material X transfers less energy to the surroundings (in 10 minutes) allow water wrapped in material X has a higher final temperature allow material X is a worse (thermal) conductor allow temperature decreased with time (for both X and Y)	2	AO3 4.1.2.1 RPA2

Question	Answers	Extra information	Mark	AO / Spec. Ref.
08.6	the rate of cooling would be lower		1	AO3 4.1.2.1 RPA2

4.3.2.2 Temperature changes in a system and specific heat capacity

Answer 12 · Mark scheme

Question	Answers	Extra information	Mark	AO / Spec. Ref.
08.7	the temperature would be higher		1	AO3 4.1.2.1 RPA2

Total Question 8		**11**

4.3.2.2 Temperature changes in a system and specific heat capacity

Answer 13 · Mark scheme

June 2023 | 8463/1F | Original Q9

Question 9

Question	Answers	Extra information	Mark	AO / Spec. Ref.
09.1	so the thermometer temperature was the same as the temperature of the iron block		1	AO3 4.1.1.3 RPA1

Question	Answers	Extra information	Mark	AO / Spec. Ref.
09.2	$\Delta\theta = (54 - 28) = 26$ (°C)		1	AO2 4.1.1.3 RPA1
	$26\,000 = 2.0 \times c \times 26$	allow a correct substitution using an incorrect value of $\Delta\theta$ obtained from the graph	1	
	$c = \frac{26\,000}{2.0 \times 26}$	allow a correct rearrangement using an incorrect value of $\Delta\theta$ obtained from the graph	1	
	$c = 500$ (J/kg °C)	allow an answer consistent with their value of $\Delta\theta$ obtained from the graph	1	

Question	Answers	Extra information	Mark	AO / Spec. Ref.
09.3	the calculated specific heat capacity will be more accurate		1	AO3 4.1.1.3 RPA1
	the iron block will transfer thermal energy to the surroundings at a lower rate		1	

Total Question 9	7

4.3.2.2 Temperature changes in a system and specific heat capacity

Answer 14 · Mark scheme

June 2024 | 8463/1F | Original Q5

Question 5

Question	Answers	Extra information	Mark	AO / Spec. Ref.
05.1	the volume decreased		1	AO1 4.3.3.2

Question	Answers	Extra information	Mark	AO / Spec. Ref.
05.2	the distance decreased		1	AO1 4.3.3.2

Question	Answers	Extra information	Mark	AO / Spec. Ref.
05.3	the frequency of collisions increased		1	AO1 4.3.3.2

Question	Answers	Extra information	Mark	AO / Spec. Ref.
05.4	the air pressure increased		1	AO1 4.3.3.2

Question	Answers	Extra information	Mark	AO / Spec. Ref.
05.5	the mean speed of the particles increases		1	AO1 4.3.3.1

Question	Answers	Extra information	Mark	AO / Spec. Ref.
05.6	$0.0130 = 2.60\times10^{-8} \times 1010 \times \Delta\theta$ $\Delta\theta = \dfrac{0.0130}{(2.60 \times 10^{-8} \times 1010)}$ $\Delta\theta = 495$ (°C)	 allow a correct answer given to more than 3 s.f.	1 1 1	AO2 4.1.1.3 4.3.2.2

Total Question 5	8

4.3.2.2 Temperature changes in a system and specific heat capacity

Answer 15 · Mark scheme

June 2025 | 8463/1F | Original Q2

Question 2

Question	Answers	Extra information	Mark	AO / Spec. Ref.
02.1	x-axis labelled: (type of) metal 4 bars correctly drawn	 allow a tolerance of ± ½ a small square allow **1** mark for 2 or 3 bars drawn correctly	1 2	AO2 4.1.2.1

Question	Answers	Extra information	Mark	AO / Spec. Ref.
02.2	copper least time for drawing pin to fall **or** least time for wax to melt	 dependent on MP1 allow less for least allow pin fell off quicker allow quickest time to melt the wax	1 1	AO3 4.1.2.1

Question	Answers	Extra information	Mark	AO / Spec. Ref.
02.3	$c = \frac{132}{(0.015 \times 20)}$ c = 440 (J/kg °C)		1 1	AO2 4.1.1.3 4.3.2.2

Question	Answers	Extra information	Mark	AO / Spec. Ref.
02.4	power = $\frac{\text{energy transferred}}{\text{time}}$ **Or** $P = \frac{E}{t}$		1	AO1 4.2.4.2 4.1.1.4

4.3.2.2 Temperature changes in a system and specific heat capacity

Answer 15 · Mark scheme

Question	Answers	Extra information	Mark	AO / Spec. Ref.
02.5	$0.33 = \frac{132}{t}$ $t = \frac{132}{0.33}$ $t = 400$ (s)		1 1 1	AO2 4.2.4.2 4.1.1.4

Total Question 2	**11**

4.3.2.2 Temperature changes in a system and specific heat capacity

Answer 16 · Mark scheme

June 2025 | 8463/1F | Original Q9

Question 9

Question	Answers	Extra information	Mark	AO / Spec. Ref.
09.1	hot water / beaker **or** heater	ignore descriptions of risk allow spilt water allow broken glass / beaker	1	AO3 4.1.1.3 4.3.2.2 RPA1

Question	Answers	Mark	AO / Spec. Ref.
09.2	**Level 3:** The method would lead to the production of a valid outcome. The key steps are identified and logically sequenced.	5–6	AO1 4.1.1.3 4.3.2.2 RPA1
	Level 2: The method would not necessarily lead to a valid outcome. Most steps are identified, but the method is not fully logically sequenced.	3–4	
	Level 1: The method would not lead to a valid outcome. Some relevant steps are identified, but links are not made clear.	1–2	
	No relevant content	0	
	Indicative content • measure the mass of the empty beaker on the balance • fill the beaker with water and measure the total mass of beaker and water • mass of water = total mass – mass of beaker • turn power supply on so heater increases the temperature of the water • measure temperature change / increase with thermometer • use joulemeter to measure energy transferred to water • calculate SHC using E = mcΔθ a level 3 answer must have a clear method of how the mass of water is determined		

Answer 16 · Mark scheme

Question	Answers	Extra information	Mark	AO / Spec. Ref.
09.3	insulate the beaker of water **or** add a lid	allow named insulation allow use an insulating cup eg plastic cup	1	AO3 4.1.1.3 4.3.2.2 RPA1

Question	Answers	Extra information	Mark	AO / Spec. Ref.
09.4	difference = 4410 – 4200 **or** difference = 210 **or** % difference = $\frac{(4410 - 4200)}{4200} \times 100$ % difference = 5 (%)	 do **not** accept 4.76 (%)	1 1	AO2 4.1.1.3 4.3.2.2 RPA1

Total Question 9	10

4.3.2.2 Temperature changes in a system and specific heat capacity

AQA

GCSE

Science A / Physics

PH1FP

Mark scheme

4405/4403
June 2015

Version/Stage: 1.0 Final

4.3.2.2 Temperature changes in a system and specific heat capacity

Mark schemes are prepared by the Lead Assessment Writer and considered, together with the relevant questions, by a panel of subject teachers. This mark scheme includes any amendments made at the standardisation events which all associates participate in and is the scheme which was used by them in this examination. The standardisation process ensures that the mark scheme covers the students' responses to questions and that every associate understands and applies it in the same correct way. As preparation for standardisation each associate analyses a number of students' scripts. Alternative answers not already covered by the mark scheme are discussed and legislated for. If, after the standardisation process, associates encounter unusual answers which have not been raised they are required to refer these to the Lead Assessment Writer.

It must be stressed that a mark scheme is a working document, in many cases further developed and expanded on the basis of students' reactions to a particular paper. Assumptions about future mark schemes on the basis of one year's document should be avoided; whilst the guiding principles of assessment remain constant, details will change, depending on the content of a particular examination paper.

Further copies of this mark scheme are available from aqa.org.uk

Copyright © 2015 AQA and its licensors. All rights reserved.
AQA retains the copyright on all its publications. However, registered schools/colleges for AQA are permitted to copy material from this booklet for their own internal use, with the following important exception: AQA cannot give permission to schools/colleges to photocopy any material that is acknowledged to a third party even for internal use within the centre.

Mark Scheme

Information to Examiners

1. General

The mark scheme for each question shows:

- the marks available for each part of the question
- the total marks available for the question
- the typical answer or answers which are expected
- extra information to help the Examiner make his or her judgement and help to delineate what is acceptable or not worthy of credit or, in discursive answers, to give an overview of the area in which a mark or marks may be awarded
- the Assessment Objectives and specification content that each question is intended to cover.

The extra information is aligned to the appropriate answer in the left-hand part of the mark scheme and should only be applied to that item in the mark scheme.

At the beginning of a part of a question a reminder may be given, for example: where consequential marking needs to be considered in a calculation; or the answer may be on the diagram or at a different place on the script.

In general the right-hand side of the mark scheme is there to provide those extra details which confuse the main part of the mark scheme yet may be helpful in ensuring that marking is straightforward and consistent.

2. Emboldening

2.1 In a list of acceptable answers where more than one mark is available 'any **two** from' is used, with the number of marks emboldened. Each of the following bullet points is a potential mark.

2.2 A bold **and** is used to indicate that both parts of the answer are required to award the mark.

2.3 Alternative answers acceptable for a mark are indicated by the use of **or**. Different terms in the mark scheme are shown by a / ; eg allow smooth / free movement.

2.4 Any wording that is underlined is essential for the marking point to be awarded.

3. Marking points

3.1 Marking of lists

This applies to questions requiring a set number of responses, but for which students have provided extra responses. The general principle to be followed in such a situation is that 'right + wrong = wrong'.

Each error / contradiction negates each correct response. So, if the number of errors / contradictions equals or exceeds the number of marks available for the question, no marks can be awarded.

However, responses considered to be neutral (indicated as * in example 1) are not penalised.

Example 1: What is the pH of an acidic solution? (1 mark)

Student	Response	Marks awarded
1	green, 5	0
2	red*, 5	1
3	red*, 8	0

Example 2: Name two planets in the solar system. (2 marks)

Student	Response	Marks awarded
1	Neptune, Mars, Moon	1
2	Neptune, Sun, Mars, Moon	0

3.1 Use of chemical symbols / formulae

If a student writes a chemical symbol / formula instead of a required chemical name, full credit can be given if the symbol / formula is correct and if, in the context of the question, such action is appropriate.

3.2 Marking procedure for calculations

Full marks can be given for a correct numerical answer, without any working shown.

However, if the answer is incorrect, mark(s) can be gained by correct substitution / working and this is shown in the 'extra information' column or by each stage of a longer calculation.

3.3 Interpretation of 'it'

Answers using the word 'it' should be given credit only if it is clear that the 'it' refers to the correct subject.

3.4 Errors carried forward

Any error in the answers to a structured question should be penalised once only.

Papers should be constructed in such a way that the number of times errors can be carried forward is kept to a minimum. Allowances for errors carried forward are most likely to be restricted to calculation questions and should be shown by the abbreviation e.c.f. in the marking scheme.

3.5 Phonetic spelling

The phonetic spelling of correct scientific terminology should be credited **unless** there is a possible confusion with another technical term.

3.6 Brackets

(.....) are used to indicate information which is not essential for the mark to be awarded but is included to help the examiner identify the sense of the answer required.

3.2 Ignore / Insufficient / Do not allow

Ignore of insufficient is used when the information given is irrelevant to the question or not enough to gain the marking point. Any further correct amplification could gain the marking point.

Do **not** allow means that this is a wrong answer which, even if the correct answer is given, will still mean that the mark is not awarded.

4. Quality of Communication and levels marking

In Question **7a** students are required to produce extended written material in English, and will be assessed on the quality of their communication as well as the standard of the scientific response.

Students will be required to:
- use good English
- organise information clearly
- use specialist vocabulary where appropriate.

The following general criteria should be used to assign marks to a level:

Level 1: basic
- Knowledge of basic information
- Simple understanding
- The answer is poorly organised, with almost no specialist terms and their use demonstrating a general lack of understanding of their meaning, little or no detail
- The spelling, punctuation and grammar are very weak.

Level 2: clear
- Knowledge of accurate information
- Clear understanding
- The answer has some structure and organisation, use of specialist terms has been attempted but not always accurately, some detail is given
- There is reasonable accuracy in spelling, punctuation and grammar, although there may still be some errors.

Level 3: detailed
- Knowledge of accurate information appropriately contextualised
- Detailed understanding, supported by relevant evidence and examples
- Answer is coherent and in an organised, logical sequence, containing a wide range of appropriate or relevant specialist terms used accurately.
- The answer shows almost faultless spelling, punctuation and grammar

4.3.2.2 Temperature changes in a system and specific heat capacity

MARK SCHEME – GCSE SCIENCE A / PHYSICS – PH1FP– JUNE 2015

Question	Answers	Extra information	Mark	AO / Spec. ref.
1(a)(i)	reflection of wave **K** at or within the ionosphere angle i = angle r 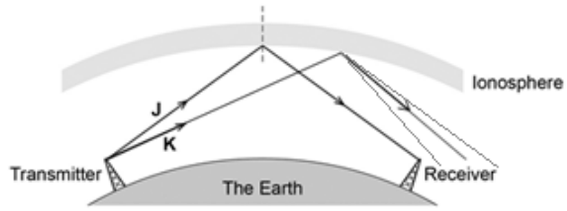 	allow dashed lines 'judge by eye' tolerance for the reflected ray is between the first e and last r ignore arrows a reflected ray to the receiver doesn't score 2nd mark additional rays shown doesn't score 2nd mark	1 1	AO2 P1.5.2b
1(a)(ii)	normal		1	AO1 P1.5.2a
1(b)(i)	microwave		1	AO1 P1.5.1k
1(b)(ii)	refraction		1	AO1 P1.5.1g
1(c)	All electromagnetic waves are transverse. All electromagnetic waves have the same speed in a vacuum.		1 1	AO1 P1.5.1b, c, d
Total			**7**	

4.3.2.2 Temperature changes in a system and specific heat capacity

Question	Answers	Extra information	Mark	AO / Spec. ref.
2(a)	chemical kinetic sound	correct order only	1 1 1	AO1 P1.2.1a
2(b)	48% or 0.48	an answer of 0.48 with a unit gains **1** mark an answer of 0.48% gains **1** mark an answer of 48 with or without a unit gains **1** mark	2	AO2 P1.2.1d
Total			**5**	

4.3.2.2 Temperature changes in a system and specific heat capacity

Question	Answers	Extra information	Mark	AO / Spec. ref.
3(a)(i)	because they contain free electrons		1	AO1 P1.1.3a
3(a)(ii)	because they are good absorbers of infrared radiation		1	AO1 P1.1.1c
3(b)(i)	insulators		1	AO1 P1.1.3a
3(b)(ii)	the rate of energy transfer would be lower.		1	AO1 P1.1.3c
3(c)	power time	allow the temperature (of the oven) watts or wattage is insufficient	1 1	AO1 P1.3.1b
3(d)	it can be switched on / off remotely	accept sensible suggestions about remote operation eg can be turned on / off from work **or** food can be cooked before you get home	1	AO3 P1.1
Total			**7**	

4.3.2.2 Temperature changes in a system and specific heat capacity

Question	Answers	Extra information	Mark	AO / Spec. ref.
4(a)	20 790 (J)	an answer of 21 000 (J) (2 s.f.) gains **2** marks allow **1** mark for correct substitution: ie E = 0.33 x 4200 x 15 provided no subsequent step shown	2	AO2 P1.1.4d
4(b)	temperature		1	AO1 P1.1.4d
4(c)	(top pan) balance	accept scales do **not** accept a scale do **not** accept weighing scales do **not** accept newtonmeter do **not** accept spring balance	1	AO1 P1.1.4d
4(d)	dark / black / (dark) grey convection	 correct order only	1 1	AO1 P1.1.1c P1.1.3c
4(e)(i)	created	accept made	1	AO1 P1.2.1a
4(e)(ii)	increases		1	AO1 P1.2.1c
Total			**8**	

4.3.2.2 Temperature changes in a system and specific heat capacity

Question	Answers	Extra information	Mark	AO/Spec. ref.
5(a)(i)	high levels of infrared radiation (from the Sun)	allow lots of (solar) energy (available) do **not** accept 'heat' for infrared 'it is hot' is insufficient 'lots of sunlight' is insufficient	1	AO2 P1.4.1a
5(a)(ii)	reflected		1	AO1 P1.5.1g
5(a)(iii)	boiler turbine transformer	correct order only	1 1 1	AO1 P1.4.1a
5(b)	2 100 000 (kWh)	allow **1** mark for correct substitution i.e. 140 000 x 15 provided no subsequent step	2	AO2 P1.3.1c
5(c)(i)	only 1 wind turbine was considered **or** other wind turbines may have generated more electricity only 1 week's weather was reported on **or** wind speed varies from one week to another	accept only one location is considered accept insufficient sample size 'wind speed varies' is insufficient	1 1	AO3 P1.4
5(c)(ii)	any **one** from: • wind speed is too high / low • wind is unreliable	allow no wind allow too windy allow wind is variable	1	AO1 P1.4

Question 5 continues on the next page . . .

Question 5 continued . . .

Question	Answers	Extra information	Mark	AO/Spec. ref.
5(c)(iii)	any **one** from: • wind is a renewable energy source • do not use fuel • energy source is free • do not release carbon dioxide • do not release greenhouse gases • do not release sulfur dioxide • do not cause acid rain • do not cause climate change • do not cause global warming • do not cause global dimming	answer must be an advantage of wind, converse answers in terms of fossil fuels are insufficient accept do not release pollutant gases 'no pollution' is insufficient	1	AO1 P1.4.1f
Total			**11**	

4.3.2.2 Temperature changes in a system and specific heat capacity

Question	Answers	Extra information	Mark	AO / Spec. ref.
6(a)(i)	C		1	AO2 P1.5.4a
6(a)(ii)	The speed of star **B** is less than the speed of star **D**.		1	AO3 P1.5.4b
6(b)	300 000 000 m/s	allow **1** mark for correct substitution ie 200 000 x 1500 provided no subsequent step shown allow unit correctly indicated in list if not written in answer space	2 1	AO2 AO1 P1.5.1j
Total			**5**	

4.3.2.2 Temperature changes in a system and specific heat capacity

Question	Answers	Extra information	Mark	AO / Spec. Ref.
7 (a)	Marks awarded for this answer will be determined by the Quality of Written Communication (QWC) as well as the standard of the scientific response. Examiners should also refer to the information on page 4 and apply a 'best-fit' approach to the marking.		6	AO2 AO3 P1.2 HSW

0 marks	Level 1 (1-2 marks)	Level 2 (3-4 marks)	Level 3 (5-6 marks)
No relevant information	There is a relevant statement about an energy saving method	There is at least one clear comparison of energy saving methods and their cost effectiveness with an appropriate calculation	There is a comparison of energy saving methods and their cost effectiveness with appropriate calculations. Comparison to include further detail.

examples of physics points made in the response	extra information
examples of relevant statements • energy efficient boiler saves the most (energy / money) per year • loft insulation costs the least to install • double-glazing costs the most to install **examples of statements that include cost effectiveness** • loft insulation is the most cost effective in the long term • double-glazing is the least cost effective • loft insulation has the shortest payback time • double-glazing has the longest payback time • payback time calculated for any method **examples of further detail** • for cost effectiveness install in the following order: loft, cavity wall, boiler, double-glazing • for reducing energy use install in the following order: boiler, loft, cavity wall, double glazing • don't install double-glazing for insulation purposes • double-glazing won't pay for itself in your lifetime • justified choice of best / worst method	payback times: energy efficient boiler: 6.25 years loft insulation: 2 years double glazing: 100 years cavity wall insulation: 2.86 years

4.3.2.2 Temperature changes in a system and specific heat capacity

Question 7 continued . . .

Question	Answers	Extra information	Mark	AO / Spec. ref.
7(b)(i)	how effective a material is as an insulator	accept 'heat' for energy accept how effective a material is at keeping energy in accept the lower the U-value the better the insulator accept the lower the U-value the lower the rate of energy transfer	1	AO1 P1.1.4a
7(b)(ii)	(the U-value) decreases		1	AO1 P1.1.4b
Total			**8**	

4.3.2.2 Temperature changes in a system and specific heat capacity

MARK SCHEME – GCSE SCIENCE A / PHYSICS – PH1FP– JUNE 2015

Question	Answers	Extra information	Mark	AO / Spec. ref.
8(a)(i)	0.5 °C		1	AO3 P1.1
8(a)(ii)	data is continuous **or** both variables are continuous **or** independent variable is continuous **or** time is continuous	accept results / measurements for data accept data is not categoric one variable is continuous is insufficient air temperature is continuous is insufficient	1	AO3 P1.1
8(b)(i)	20.5 (°C)		1	AO2 P1.1
8(b)(ii)	60 (minutes)	accept 1 hour	1	AO2 P1.1
8(c)(i)	so a comparison can be made **or** outside temperature is a control variable	accept: (outside) temperature would affect energy required (to maintain temperature of the house) **or** (outside) temperature would affect internal temperature (of the house) **or** heat loss will be faster on a cold day outside temperature will affect the results is insufficient fair test is insufficient	1	AO3 P1.1

Question 8 continues on the next page . . .

4.3.2.2 Temperature changes in a system and specific heat capacity

Question	Answers	Extra information	Mark	AO / Spec. ref.
8(c)(ii)	the cost is equal to the number of kWh x the cost per kWh calculation 0.8 / 8.0 = 0.1 or 10%	accept (heating) bill depends on (number of) kWh used accept energy for kWh allow 7.2 / 8.0 = 0.9 or 90%	1 1	AO3 AO2 P1.1
8(c)(iii)	heating is on for more / less time (than anticipated) because some days it is cooler / warmer (than anticipated)	 accept other sensible suggestions an answer giving two sensible situations gains **2** marks possible examples: • some houses have different amounts of insulation • there are different styles of house temperature (inside / outside) is always changing is insufficient	1 1	AO3 P1.1
Total			**9**	

4.3.2.2 Temperature changes in a system and specific heat capacity

AQA

GCSE

Science A / Physics

PH1FP

Mark scheme

4405/4403
June 2016

Version 1.0: Final Mark Scheme

4.3.2.2 Temperature changes in a system and specific heat capacity

Mark schemes are prepared by the Lead Assessment Writer and considered, together with the relevant questions, by a panel of subject teachers. This mark scheme includes any amendments made at the standardisation events which all associates participate in and is the scheme which was used by them in this examination. The standardisation process ensures that the mark scheme covers the students' responses to questions and that every associate understands and applies it in the same correct way. As preparation for standardisation each associate analyses a number of students' scripts. Alternative answers not already covered by the mark scheme are discussed and legislated for. If, after the standardisation process, associates encounter unusual answers which have not been raised they are required to refer these to the Lead Assessment Writer.

It must be stressed that a mark scheme is a working document, in many cases further developed and expanded on the basis of students' reactions to a particular paper. Assumptions about future mark schemes on the basis of one year's document should be avoided; whilst the guiding principles of assessment remain constant, details will change, depending on the content of a particular examination paper.

Further copies of this mark scheme are available from aqa.org.uk

Copyright © 2016 AQA and its licensors. All rights reserved.
AQA retains the copyright on all its publications. However, registered schools/colleges for AQA are permitted to copy material from this booklet for their own internal use, with the following important exception: AQA cannot give permission to schools/colleges to photocopy any material that is acknowledged to a third party even for internal use within the centre.

Mark Scheme

Information to Examiners

1. General

The mark scheme for each question shows:

- the marks available for each part of the question
- the total marks available for the question
- the typical answer or answers which are expected
- extra information to help the Examiner make his or her judgement and help to delineate what is acceptable or not worthy of credit or, in discursive answers, to give an overview of the area in which a mark or marks may be awarded
- the Assessment Objectives and specification content that each question is intended to cover.

The extra information is aligned to the appropriate answer in the left-hand part of the mark scheme and should only be applied to that item in the mark scheme.

At the beginning of a part of a question a reminder may be given, for example: where consequential marking needs to be considered in a calculation; or the answer may be on the diagram or at a different place on the script.

In general the right-hand side of the mark scheme is there to provide those extra details which confuse the main part of the mark scheme yet may be helpful in ensuring that marking is straightforward and consistent.

2. Emboldening

2.1 In a list of acceptable answers where more than one mark is available 'any **two** from' is used, with the number of marks emboldened. Each of the following bullet points is a potential mark.

2.2 A bold **and** is used to indicate that both parts of the answer are required to award the mark.

2.3 Alternative answers acceptable for a mark are indicated by the use of **or**. Different terms in the mark scheme are shown by a / ; eg allow smooth / free movement.

2.4 Any wording that is underlined is essential for the marking point to be awarded.

3. Marking points

3.1 Marking of lists

This applies to questions requiring a set number of responses, but for which students have provided extra responses. The general principle to be followed in such a situation is that 'right + wrong = wrong'.

Each error / contradiction negates each correct response. So, if the number of errors / contradictions equals or exceeds the number of marks available for the question, no marks can be awarded.

However, responses considered to be neutral (indicated as * in example 1) are not penalised.

Example 1: What is the pH of an acidic solution? (1 mark)

Student	Response	Marks awarded
1	green, 5	0
2	red*, 5	1
3	red*, 8	0

Example 2: Name two planets in the solar system. (2 marks)

Student	Response	Marks awarded
1	Neptune, Mars, Moon	1
2	Neptune, Sun, Mars, Moon	0

3.2 Use of chemical symbols / formulae

If a student writes a chemical symbol / formula instead of a required chemical name, full credit can be given if the symbol / formula is correct and if, in the context of the question, such action is appropriate.

3.3 Marking procedure for calculations

Full marks can be given for a correct numerical answer, without any working shown.

However, if the answer is incorrect, mark(s) can be gained by correct substitution / working and this is shown in the 'extra information' column or by each stage of a longer calculation.

3.4 Interpretation of 'it'

Answers using the word 'it' should be given credit only if it is clear that the 'it' refers to the correct subject.

3.5 Errors carried forward

Any error in the answers to a structured question should be penalised once only.

Papers should be constructed in such a way that the number of times errors can be carried forward is kept to a minimum. Allowances for errors carried forward are most likely to be restricted to calculation questions and should be shown by the abbreviation e.c.f. in the marking scheme.

3.6 Phonetic spelling

The phonetic spelling of correct scientific terminology should be credited **unless** there is a possible confusion with another technical term.

3.7 Brackets

(.....) are used to indicate information which is not essential for the mark to be awarded but is included to help the examiner identify the sense of the answer required.

3.8 Accept / allow

Accept is used to indicate an equivalent answer to that given on the left-hand side of the mark scheme. Allow is used to denote lower-level responses that just gain credit.

3.9 Ignore / Insufficient / Do not allow

Ignore of insufficient is used when the information given is irrelevant to the question or not enough to gain the marking point. Any further correct amplification could gain the marking point.

Do **not** allow means that this is a wrong answer which, even if the correct answer is given, will still mean that the mark is not awarded.

4. Quality of Communication and levels marking

In Question **7(b)** students are required to produce extended written material in English, and will be assessed on the quality of their communication as well as the standard of the scientific response.

Students will be required to:
- use good English
- organise information clearly
- use specialist vocabulary where appropriate.

The following general criteria should be used to assign marks to a level:

Level 1: basic
- Knowledge of basic information
- Simple understanding
- The answer is poorly organised, with almost no specialist terms and their use demonstrating a general lack of understanding of their meaning, little or no detail
- The spelling, punctuation and grammar are very weak.

Level 2: clear
- Knowledge of accurate information
- Clear understanding
- The answer has some structure and organisation, use of specialist terms has been attempted but not always accurately, some detail is given
- There is reasonable accuracy in spelling, punctuation and grammar, although there may still be some errors.

Level 3: detailed
- Knowledge of accurate information appropriately contextualised
- Detailed understanding, supported by relevant evidence and examples
- Answer is coherent and in an organised, logical sequence, containing a wide range of appropriate or relevant specialist terms used accurately.
- The answer shows almost faultless spelling, punctuation and grammar.

4.3.2.2 Temperature changes in a system and specific heat capacity

MARK SCHEME – GCSE SCIENCE A / PHYSICS – PH1FP– JUNE 2016

Question	Answers	Extra information	Mark	AO / Spec. Ref.
1(a)	geothermal nuclear biofuel		1 1 1	AO1 1.4.1a 1.4.1d
1(b)	gravitational (potential) kinetic sound		1 1 1	AO1 1.3.1a 1.4.1b
1(c)(i)	90% or 0.9(0)	an answer of 0.9(0) with a unit gains **1** mark an answer of 90 with no unit or an incorrect unit gains **1** mark	2	AO2 1.2.1d
1(c)(ii)	60 (MW)	allow 10%	1	AO2 1.2.1b
1(c)(iii)	increased		1	AO1 1.2.1c
Total			**10**	

4.3.2.2 Temperature changes in a system and specific heat capacity

MARK SCHEME – GCSE SCIENCE A / PHYSICS – PH1FP– JUNE 2016

Question	Answers	Extra information	Mark	AO / Spec. Ref.
2(a)	46 200	accept 46 000 allow **1** mark for correct substitution ie 0.5 x 4200 x 22 provided no subsequent step	2	AO2 1.1.4d
2(b)	Energy is used to heat the kettle.		1	AO2 1.2.1b
2(c)	9 (pence)	allow **1** mark for correct substitution ie 0.6 x 15 provided no subsequent step	2	AO2 1.3.1d
2(d)(i)	conduction and convection		1	AO1 1.1.3a
2(d)(ii)	any **one** from: • water stays hotter for longer (than a 'conventional' kettle) • water boiled less often • less energy transferred to the surroundings • (new design is) more efficient		1	AO2 1.2
Total			**7**	

4.3.2.2 Temperature changes in a system and specific heat capacity

MARK SCHEME – GCSE SCIENCE A / PHYSICS – PH1FP– JUNE 2016

Question	Answers	Extra information	Mark	AO / Spec. Ref.
3(a)(i)	any **one** from: • (visible) light • UV / ultra violet • X-ray • gamma / γ-ray		1	AO1 1.5.1e
3(a)(ii)	less than less than the same as		1 1 1	AO1 1.5.1d 1.5.1e
3(b)(i)	(the) Big Bang (theory)		1	AO1 1.5.4e
3(b)(ii)	the red-shift of light from distant galaxies		1	AO1 1.5.4c
Total			**6**	

4.3.2.2 Temperature changes in a system and specific heat capacity

MARK SCHEME – GCSE SCIENCE A / PHYSICS – PH1FP– JUNE 2016

Question	Answers	Extra information	Mark	AO / Spec. Ref.
4(a)	dependent		1	AO3 1.1.3b
4(b)	The equipment has a better resolution.		1	AO3 1.1.3
4(c)	(probe) C largest difference between reading and actual temperature	allow 103.2 reason only scores if C chosen accept larger it is 3.2 greater is insufficient comparing C with only one other probe is insufficient	1 1	AO3 1.1.3
4(d)(i)	12(°C)	accept a value between 12.0 and 12.2 inclusive	1	AO2 1.1.3d
4(d)(ii)	140 (seconds) <u>temperature</u> starts to rise	accept an answer between 130 and 150 inclusive only scores if time mark awarded accept the <u>temperature</u> was lowest (at this time)	1 1	AO2 AO3 1.1.3b
4(d)(iii)	increase	accept faster (rate)	1	AO1 1.1.3b
Total			**8**	

4.3.2.2 Temperature changes in a system and specific heat capacity

MARK SCHEME – GCSE SCIENCE A / PHYSICS – PH1FP– JUNE 2016

Question	Answers	Extra information	Mark	AO / Spec. Ref.
5(a)	it would decrease the time		1	AO3 1.2.1a
5(b)	720 (J)	allow **1** mark for correct substitution ie 12 x 60 provided no subsequent step	2	AO2 1.3.1c
5(c)	dense rises falls	 accept equivalent words accept equivalent words	1 1 1	AO1 1.1.3a
5(d)	 decreases decreases decreases	more than one tick in any row negates the mark	 1 1 1	AO3 1.1.3c 1.1.3d
Total			**9**	

4.3.2.2 Temperature changes in a system and specific heat capacity

Question	Answers	Extra information	Mark	AO / Spec. Ref.
6(a)	frequency		1	AO1 1.5.3b
6(b)	echo(es)		1	AO1 1.5.3c
6(c)	spreading (out) equal to	changing direction is insufficient moving apart is insufficient bending is insufficient accept: similar to same (order of magnitude) as slightly smaller than slightly larger than	1 1	AO1 1.5.1g
6(d)	340 (m/s)	allow **1** mark for correct substitution ie 25 000 x 0.0136 provided no subsequent step or allow 1 mark for a correct calculation showing an incorrect value from conversion to hertz x 0.0136 an answer of 0.34 gains **1** mark	2	AO2 1.5.1j
6(e)	(a wave where the) oscillations are parallel to the direction of energy transfer causing (areas of) compression and rarefaction	both marking points may appear as labels on a diagram accept vibrations for oscillations accept in same direction as for parallel to allow direction of wave (motion) for direction of energy transfer accept correct description in terms of particles mechanical wave is insufficient needs a medium to travel through is insufficient	1 1	AO1 1.5.1b
Total			**8**	

4.3.2.2 Temperature changes in a system and specific heat capacity

MARK SCHEME – GCSE SCIENCE A / PHYSICS – PH1FP– JUNE 2016

Question	Answers	Extra information	Mark	AO / Spec. Ref.
7(a)	any **one** from: • high cost of installing overhead power lines or underground cables or pylons • high cost as (very) long cables needed • amount of electricity required is too low	allow not enough (surplus) electricity would be generated	1	AO1 1.4.1e

Question 7 continues on the next page . . .

Question	Answers	Extra information	Mark	AO / Spec. Ref.
7 (b)	Marks awarded for this answer will be determined by the Quality of Written Communication (QWC) as well as the standard of the scientific response. Examiners should also refer to the information on page 5 and apply a 'best-fit' approach to the marking.		6	3 AO1 2 AO2 1 AO3 1.4.1b

0 marks	Level 1 (1-2 marks)	Level 2 (3-4 marks)	Level 3 (5-6 marks)
No relevant information	at least **one** advantage **or one** disadvantage of either method	at least **one** advantage **and one** disadvantage is stated for **one** method **and** a different advantage **or** disadvantage is stated for the other method	clear comparison of advantages **and** disadvantages of **each** method

examples of physics points made in the response	extra information
Advantages of both methods: • both renewable sources of energy • both have no fuel (cost) • both have very small (allow 'no') running costs • no carbon dioxide produced	 accept carbon neutral accept no greenhouse gases accept doesn't contribute to global warming
Advantages of wind: • higher average power output	 produces more energy is insufficient
Advantages of hydroelectric: • constant / reliable power (output) • lower (installation) cost	
Disadvantages of wind: • higher (installation) cost • variable / unreliable power output • (may) kill birds / bats	
Disadvantages of hydroelectric: • lower power output • (may) kill fish or (may) damage habitats • more difficult to set up (within river)	
Disadvantages of both methods • (may be) noisy • visual pollution	 ignore payback time unless no other relevant points made ignore time to build for both

Total			7

4.3.2.2 Temperature changes in a system and specific heat capacity

MARK SCHEME – GCSE SCIENCE A / PHYSICS – PH1FP– JUNE 2016

Question	Answers	Extra information	Mark	AO / Spec. Ref.
8(a)	a proportion / percentage of the energy is wasted	allow heat for energy allow some energy is wasted	1	AO2 1.2.1b 1.2.1c
	(wasted) energy is transferred to surroundings **or** energy is needed to heat pan (before food is heated)		1	
8(b)	(fins have a) large(r) surface area	accept fins increase the surface area	1	AO1 1.1.1c 1.1.1e 1.1.3c
	(black metal surface is a) good / better absorber of infrared radiation	allow 'heat' or 'energy' for infrared radiation ignore good emitter of infrared radiation not a good reflector is insufficient	1	
8(c)	the higher the temperature (of the saucepan) the greater the rate at which infrared radiation is emitted	accept converse answer allow the higher the temperature the more infrared radiation is emitted allow there is a positive correlation	1	AO2 1.1.1b
Total			**5**	

4.3.2.2 Temperature changes in a system and specific heat capacity

Answer 12 · Examiner comments

June 2022 | 8463/1F | Original Q8

Question 8 (Low and standard demand)

08.1 25% of students identified the correct resolution.

08.2 90% of students answered this question correctly.

08.3 Students struggled to interpret the scale on the graph so often didn't score the first marking point, but could score the remaining 3 provided their calculation was correct. Students who used the final temperature (62.5 °C) in place of the temperature change (12.5 °C) could have scored 2 marks for correct use of the equation, which would lead to an answer of 31 500 J. A fair number of students multiplied 0.12 and 4200, scoring no marks. If a student included a negative sign in front of their value for energy, it was ignored. 40% of students scored all 4 marks.

8.4 90% of students identified the anomalous result.

8.5 Some students seemed to think that the conclusion they were asked for related to the anomaly, rather than all the data on the graph, so suggested improvements rather than conclusions. Many students stated the converse conclusion for the second conclusion scoring only 1 mark. 20% of students scored 2 marks, while about 45% of students scored 1 mark.

Please note there is no reference to 08.6 or 08.7

4.3.2.2 Temperature changes in a system and specific heat capacity

Answer 13 · Examiner comments June 2023 | 8463/1F | Original Q9

Question 9 (Standard Demand)

09.1 The answer needed to refer to the iron block's temperature rather than anything else the student focused on, such as air temperature. An answer referring to 'it' was taken as meaning the iron block as the subject of the question.11% of students scoredthe mark.

09.2 A question that discriminated well, with 17% of students scoring 4 marks, while 13 % of students scored 3 marks by using an incorrect temperature change. Students struggled to read the temperature change from the graph, ignoring the times given in the question. If a student assumed that the temperature change was 60°C, an answer of 216.6 would score 2 marks, whereas 216.7 would score 3 marks. 48% of students scored 0 marks.
If an incorrect temperature change is used it should be clear what values the student has used, either by drawing lines or by quoting data. The exception to this is if they use a temperature change of 60°C (final minus initial temperature on the graph). This would need no indication of what had been done. If they use a temperature instead of a temperature change they score zero.

09.3 32% of students scored 2 marks, while 59% of students scored 1 mark for identifying the effect of adding insulation.

Answer 14 · Examiner comments June 2024 | 8463/1F | Original Q5

Question 5 (Low / Standard demand)

05.1 48% of students understood that the volume of air in the syringe decreased.

05.2 83% of students understood that the distance between the particles decreased.

05.3 85% of students understood that the frequency of collisions increased.

05.4 86% of students understood that the air pressure increased.

05.5 85% of students answered this question correctly, linking temperature increase to the mean speed of gas particles.

05.6 A standard demand calculation of temperature change, which was a good discriminator between students who could or could not rearrange an equation. 35% of students scored 3 marks, while 45% of students scored no marks.

4.3.2.2 Temperature changes in a system and specific heat capacity

Answer 15 · Examiner comments June 2025 | 8463/1F | Original Q2

02.1

Most of the students scored 2 marks for plotting the bars correctly. Students scored 1 mark if they plotted points rather than bars. Many students did not label the x-axis. Students who labelled it but did not score usually labelled the x-axis and the y-axis 'x' and 'y'. Almost 60 % of the students scored all 3 marks.

02.2

Just under half of the students scored 2 marks for choosing copper and giving a valid reason, while 10 % of the students scored only 1 mark with a reason that was insufficient or incorrect. Many students chose steel as it took the greatest time to melt the wax.

02.3

Almost 90 % of the students scored 2 marks on this SHC calculation. Students who scored only the substitution mark usually did not put the denominator in brackets when entering the calculation in their calculator.

02.4

Nearly all of the students chose the correct equation from the equations sheet. A mixture of quantities and symbols scored the mark. Upper case or lower-case letters scored the mark. Equation triangles were insufficient to score the mark.

02.5

About 5 % of the students scored the substitution mark but then failed to rearrange correctly.

4.3.2.2 Temperature changes in a system and specific heat capacity

Answer 16 · Examiner comments — June 2025 | 8463/1F | Original Q9

09.1

Electrical devices near water were insufficient, as was wires in the water. A low p.d. power supply also is not a hazard, unless water was spilled on it, in which case it would score for the 'spilled water' which is a hazard by itself in a typical Science lab. Risks by themselves like electrocution, electric shock or burns did not score but were ignored if given with an appropriate hazard. Nearly 50 % of the students scored this mark.

09.2

This question is asking about one of the required practical's given in the specification. So it is perhaps surprising that about 11 % of the students did not attempt the question. Only about 3 % of the students gave a good description and scored 5 or 6 marks

Many students read the equation from the equations sheet, but couldn't identify which equipment measured which quantity, so did not score in Level 2. To score 5 or 6 marks, students needed to be clear how the mass of the water should be determined. It was possible for a student to score 6 marks for measuring the energy needed to increase the temperature of a suitable volume of water by just 1°C as the method would work, even if the temperature change is not as large as may be needed to obtain an accurate value.

09.3

Any named insulation was allowed for this question. Aluminium / tin foil was also allowed as it would reduce energy transfer by infrared radiation. Place the beaker on a 'heatproof' mat was

Answer 16 · Examiner comments — June 2025 | 8463/1F | Original Q9

also creditworthy as it would decrease energy transfer through the base of the beaker by conduction. The vast majority of answers seen referred to adding a lid or adding insulation to the beaker. A small number of students thought that removing the joulemeter would solve the problem. Just over 70 % of the students scored the mark.

09.4

This question discriminated well between the students with many knowing how to work out a percentage difference. The most common mistake was to calculate the percentage difference between 4200 and 4410 which didn't score marks, unless they had set out the top of the equation correctly, (4410 – 4200) or (4200 – 4410) or calculated the difference of 210.

Many students calculated 105 or 1.05, which scored no marks unless the working out was shown. An answer of 4.76% or working showing a calculation of this figure, rounded to 5% scored no marks. Just over 30 % of the students scored 2 marks, while nearly 20 % of the students scored 1 mark.

4.3.2.2 Temperature changes in a system and specific heat capacity

AQA

GCSE
PHYSICS

8463/1F: Paper 1
Report on the Examination

8463
June 2019

Version: 1.0

4.3.2.2 Temperature changes in a system and specific heat capacity

Further copies of this Report are available from aqa.org.uk

Copyright © 2019 AQA and its licensors. All rights reserved.
AQA retains the copyright on all its publications. However, registered schools/colleges for AQA are permitted to copy material from this booklet for their own internal use, with the following important exception: AQA cannot give permission to schools/colleges to photocopy any material that is acknowledged to a third party even for internal use within the centre.

4.3.2.2 Temperature changes in a system and specific heat capacity

General

Grade 1-3 calculation questions were well answered, where the equation is always given and students will not be required to rearrange the equation. Grade 4-5 calculation questions involving equation recall were answered better this year than in 2018 and students are scoring many of their marks on the paper by answering the subsequent calculation questions correctly. At grade 4-5 students are expected to be able to either rearrange an equation or convert a unit, so it is beneficial for students to be able to quickly identify if the units given in a question are correct for the use in the equation. Question 10.1 was generally well attempted and students who had carried out Required Practical Activity 2 would have had a material advantage over those who hadn't.

Handwriting sometimes makes it very difficult for examiners to read what has been written. Students who have handwriting that is difficult to read may benefit from a scribe or from word processing their answers in exams.

Levels of demand

Questions are set at two levels of demand on this paper:

- low demand questions are targeted at students working at grades 1–3
- standard demand questions are targeted at students working at grades 4–5.

A student's final grade, however, is based on their attainment across the qualification as a whole, not just on questions that may have been targeted at the level at which they are working.

Question 1 (Low demand)

01.1 Around 77% of students scored 2 marks. Around 16% of students scored 1 mark.

01.2 Only around 8% of students scored 2 marks. Both evaporation and change of state were common, insufficient answers for the first marking point. Less than half of the students scored 1 mark. The marking points were independent, so if the change of state was incorrect eg melting, the student could still score the second marking point.

01.3 Around 91% of students scored 2 marks. In calculations where students are provided with the equation (grades 1-3) students are not expected to rearrange the equation. Some students incorrectly tried to convert the kg into g and scored 0 marks.

01.4 Approximately 82% of students scored 3 marks. In calculations where students are provided with the equation (grades 1-3) students are not expected to rearrange the equation. Some students incorrectly tried to convert the kg into g and scored 0 marks for the calculation. Some students set out their calculation, but then multiplied the two values rather than dividing.

Question 2 (Low demand)

02.1 About 67% of students identified the correct decay equation.

02.2 More than three quarters of the students identified why alpha radiation is dangerous inside the human body.

02.3 Just below three quarters of students scored 2 marks. Most correct answers read the values from the graph as intended (460, 280) and students didn't need the tolerance given in the mark scheme.

02.4 About 60% of students correctly estimated the mass remaining.

02.5 Students found this question difficult, with around 55% of students scoring 2 marks and around 27% of students scoring 1 mark.

Question 3 (Low demand)

03.1 Approximately 45% of students scored 1 mark for identifying a measuring instrument that could be used. About 9% of students scored 2 marks for describing an appropriate way to use it. Pythagoras was insufficient as the triangle described would not give the height of the zip wire.

03.2 Students were often very successful in calculation, with around 91% scoring 2 marks.

03.3 This question gave a good spread of marks. Over a fifth scored 3 marks, almost two fifths scored 2 marks and slightly below a quarter scored 1 mark. Gravitational potential energy or gravitational field strength were insufficient to score a mark.

Question 4 (Low demand)

04.1 Over a third of students answered this question correctly.

04.2 About 14% of students answered this question correctly.

04.3 This question about the alpha particle scattering experiment discriminated well between students. Around 16% of students scored 3 marks, around 45% of students scored 2 marks and around 30% of students scored 1 mark.

04.4 About 77% of students correctly identified what reproducible means. .

Question 5 (Low demand)

05.1 The most common correct answers linked CO_2 to global warming. Around 38% of students scored 2 marks and around 35% scored 1 mark. Common incorrect answers were usually vague and mentioned air pollution without being specific. There were many students who incorrectly linked CO_2 with the ozone layer.

05.2 Over half of the students scored 2 marks and over a third scored 1 mark. Insufficient answers included hydro and water. Answers using specification wording eg the tides were acceptable, as were terms like tidal, etc. Oil was insufficient as this was assumed to be non-renewable oil as opposed to palm oil or other biofuel oils.

05.3 Around 83% of students scored 2 marks for this percentage calculation. An answer of 78 scored 1 mark even if spurious calculations followed.

05.4 About 67% of students scored 2 marks. Quite a large number of misreads from the graph resulting in 0 marks and around 29% of students scored 0 marks.

4.3.2.2 Temperature changes in a system and specific heat capacity

05.5 Only around 5% of students scored 2 marks whilst half of the students scored 1 mark. Some students failed to make the connection between the time of day and sunrise. Some students talked vaguely about the energy stored by solar panels, confusing them with solar heating panels rather than solar photovoltaic panels.

Question 6 (Low and Standard demand)

06.1 More than half of the students scored 2 marks. To score a mark a comparative statement was needed eg lower, not low mass of power source. A statement using the word 'better' would be insufficient.

06.2 Around 64% of students scored 2 marks. Many students scored 1 mark for truncating and not rounding their answers, an answer of 26.08 would score only 1 mark for the substitution.

06.3 This question discriminated well, with about 16% scoring 2 marks and more than half scoring 1 mark. 'Increases the battery's power output' was insufficient to score a mark. 'Battery lasts longer' was insufficient to score a mark.

06.4 The quantities in the question are given in alphabetical order; there is no need for students to recall the equation in this order. Any correct rearrangement of the equation or use of the correct symbols for quantities was allowed. A mixture of symbols and words would also score the mark. Approximately 70% of students answered this question correctly.

06.5 It was encouraging to see many Foundation tier students successfully rearranging the equation. Around 77% of students scored 3 marks.

Question 7 (Low and Standard demand)

07.1 About 86% of students answered this question correctly.

07.2 Approximately 83% of students answered this question correctly. Students should refer to the Physics specification for the accepted symbols for circuit components. Textbooks and revision guides do not necessarily use the specification symbols. The circles in the component symbol scored a mark even if shown as blobs rather than circles.

07.3 Around 93% of students scored 2 marks. At grade 1-3, the equation is given and no rearrangement of the equation is needed. Students need to simply substitute and calculate the answer.

07.4 Around 93% of students scored 2 marks. At grade 1-3, the equation is given and no rearrangement of the equation is needed. Students need to simply substitute and calculate the answer.

07.5 About 23% of students answered this question correctly.

07.6 About 38% of students answered this question correctly.

07.7 Students can recall the equation in any correct rearrangement. The stem of the question lists the quantities in alphabetical order, so that there is no suggestion of the correct order.

Correct letters for quantities are acceptable in place of the quantity names. Voltage or p.d. were acceptable for potential difference. Approximately 57% of students answered this question correctly.

07.8 The first mark is for the substitution into the correct equation. The second mark is for the correct rearrangement of the correct equation. The third mark is for the correct final answer. About 58% of students scored 3 marks for this question. Grade 4-5 calculation questions require either a unit change or a rearrangement of the equation.

Question 8 (Low and Standard demand)

08.1 Around 63% of students answered this question correctly.

08.2 Around 86% of students answered this question correctly. Some students gave a precaution instead of a risk, which was insufficient.

08.3 Around 62% of students answered this question correctly, demonstrating that students still confuse the terms resolution and range.

08.4 Around 96% of students answered this question correctly.

08.5 Many students failed to substitute correctly into the equation that was printed on the Physics Equations Sheet. Many students multiplied the 3 values given in the question, which scored zero marks. The unit mark was independent, but a large number of students failed to recognise the correct unit from the box. More than a third of students scored 4 marks and around 16% of students scored 3 marks. A quarter of students scored 1 mark for either the correct unit or the correct substitution.

Question 9 (Standard demand)

09.1 About 45% of students correctly identified the meaning of power input.

09.2 Only a quarter of students scored this mark. Students can recall the equation in any correct rearrangement. The stem of the question lists the quantities in alphabetical order, so that there is no suggestion of the correct order. Correct letters for quantities are acceptable in place of the quantity names. Voltage or p.d. were acceptable for potential difference.

09.3 Around 13% of students scored 3 marks and about 81% scored zero. Students found this question difficult to answer, presumably due to their inability to recall the correct equation in the preceding question.

09.4 More than half of students answered this correctly. Some students failed to score the mark by writing input for both the denominator and the numerator.

09.5 Students who successfully recalled the equation in **09.4** were likely to score all 3 marks for this question. Only around 15% of students scored zero.

09.6 Many students restated the stem, rather than going the extra stage in the reasoning and linking to efficiency because thermal energy is also transferred by the light bulb. A number of students believed that knowing the rate at which the bulbs emitted visible light was a

safety concern related to the household electrics. Only around 1% of students scored 2 marks, about 16% of students scored 1 mark and around 73% of students scored zero marks.

Question 10 (Standard demand)

10.1 This question produced a good spread of marks. A mean score of 2.1 was achieved by students on the Foundation tier. Students who had experience of a similar practical benefitted from this as they were able to describe a method in sufficient detail to achieve Level 2. To achieve Level 3, a student needed to indicate that several values of number of layers were used, referring to the interval of 8 layers (as the graph showed) or that the experiment should be done with no layers. A control variable was also needed, either the initial temperature of the water, or the volume of water in each experiment. Some students gained no credit by describing different required practical methods. Around 2% of students scored 6 marks, around 15% of students scored 4 marks and about a fifth of students scored 2 marks. Around 10% of students didn't attempt the question.

10.2 Many students stated that it wasn't necessary to use both as it would be confusing. The datalogger would produce too much data was a common insufficient answer. A number of students stated that using a normal thermometer would be more appropriate, scoring zero marks. Less than 1% of students scored 2 marks and less than a fifth of students scored 1 mark.

Question 11 (Standard demand)

11.1 Over two-fifths of students scored 3 marks for this question. It wasn't necessary to give the answer to an appropriate number of significant figures, so answers of 0.502, 0.50 and 0.5 were all creditworthy. Some students calculated the jump height to be unlikely values; students should be encouraged to consider whether it is likely that someone can jump a height of 4.92 m, a commonly seen answer achieved by multiplying the 2 values given (41 × 0.12). Less than half of the students scored zero marks.

11.2 A common incorrect answer was E_k = mass × speed, since these were the quantities given in the question. A number of students also left out the 0.5 value even if they remembered that speed should be squared. Velocity was allowed instead of speed in the equation. Correct symbols were acceptable for the quantities in the equation. About 30% of students answered this question correctly.

11.3 Despite being asked to recall the equation in 11.2, most students simply multiplied or divided the 2 values given in the question (3.0 and 270), scoring 0 marks. Only around 19% of students scored 3 marks.

11.4 Some students commented on muscle mass and strength which were insufficient to score marks. Clear comparisons, including at least one difference and one similarity, were needed to score 4 marks. This question discriminated well between students; around 6% of students scored 4 marks, around 29% of students scored 2 marks and around 13% of students scored zero.

4.3.2.2 Temperature changes in a system and specific heat capacity

11.5 Some students failed to score a mark because they simply restated the question, 'the scientist wanted the highest muscle power reading' without adding any value. The answer either needed to refer to the effect of repetition on performance (improvement or worsening) or that it was the maximum (or peak) muscle power that the scientist was investigating. A fifth of students answered this question correctly.

4.3.2.2 Temperature changes in a system and specific heat capacity

Use of statistics

Statistics used in this report may be taken from incomplete processing data. However, this data still gives a true account on how students have performed for each question.

Mark Ranges and Award of Grades

Grade boundaries and cumulative percentage grades are available on the Results Statistics page of the AQA Website.